

SlimPatio 68

Sliding Systems

Panoramic view and comfort

SlimPatio 68 is our highly insulated, ultra-slim sliding system that takes comfort and style to the next level. Thanks to their minimalist design, the premium sliding windows ensure maximum daylight entrance and optimal panoramic views.






- Minimalist design, maximises daylight entrance
- Selection of opening types to complement any project
- Concealed frame best suited for new-builds



PROPERTIES

		2-RAIL	3-RAIL
Visible width / height	Built-in Frame	68 mm (0mm visible)	68 mm (0mm visible)
	Horizontal Vent	34 mm	34 mm
	Vertical vent	34 mm	34 mm
	Meeting section	34 mm	34 mm
Overall system depth	Frame	120 mm	176 mm
	Vent	64 mm	64 mm
Maximal vent height		2700 mm	
Maximal vent weight		250 kg	
Rebate height		18 mm	
Glass thickness		from 24 mm to 36 mm	
Glazing		EPDM, according to the envelop-principle	
Thermal insulation		32 mm and 36 mm fibreglass reinforced polyamide strips	

PERFORMANCE

 Thermal insulation (Uw)	Down to 1.4 W/m ² K, for 3000 mm x 2300 mm frame/vent combination (Ug = 1.0 W/m ² K, psi 0.036W/mK, 24mm glass)
 Acoustic performance (Rw (C; Ctr))	40 (-2; -4) dB
 Air tightness	Up to 600 Pa (class 4)
 Wind load resistance	Up to 1600 Pa (class 4)
 Water tightness	Up to 450 Pa (class 8A)

Performances and properties depend on size, profile combinations, hardware and infill choices.